

# Quick Guide



## Tour Guide and Whispered Interpretation System

# System case contents

In tray A.

1 x Head worn microphone

1 x Transmitter pack

22 x Spare AA batteries

In tray B.

10 x Receivers

In bag C.

10 x Headphones

Batteries are already in the units  
the spares are spares and will be  
invoiced if used!




# Body Pack Transmitter

Tray A.



Plug in the head worn microphone

An iPod or other 'line level' audio device may also be plugged into the transmitter in place of the microphone.

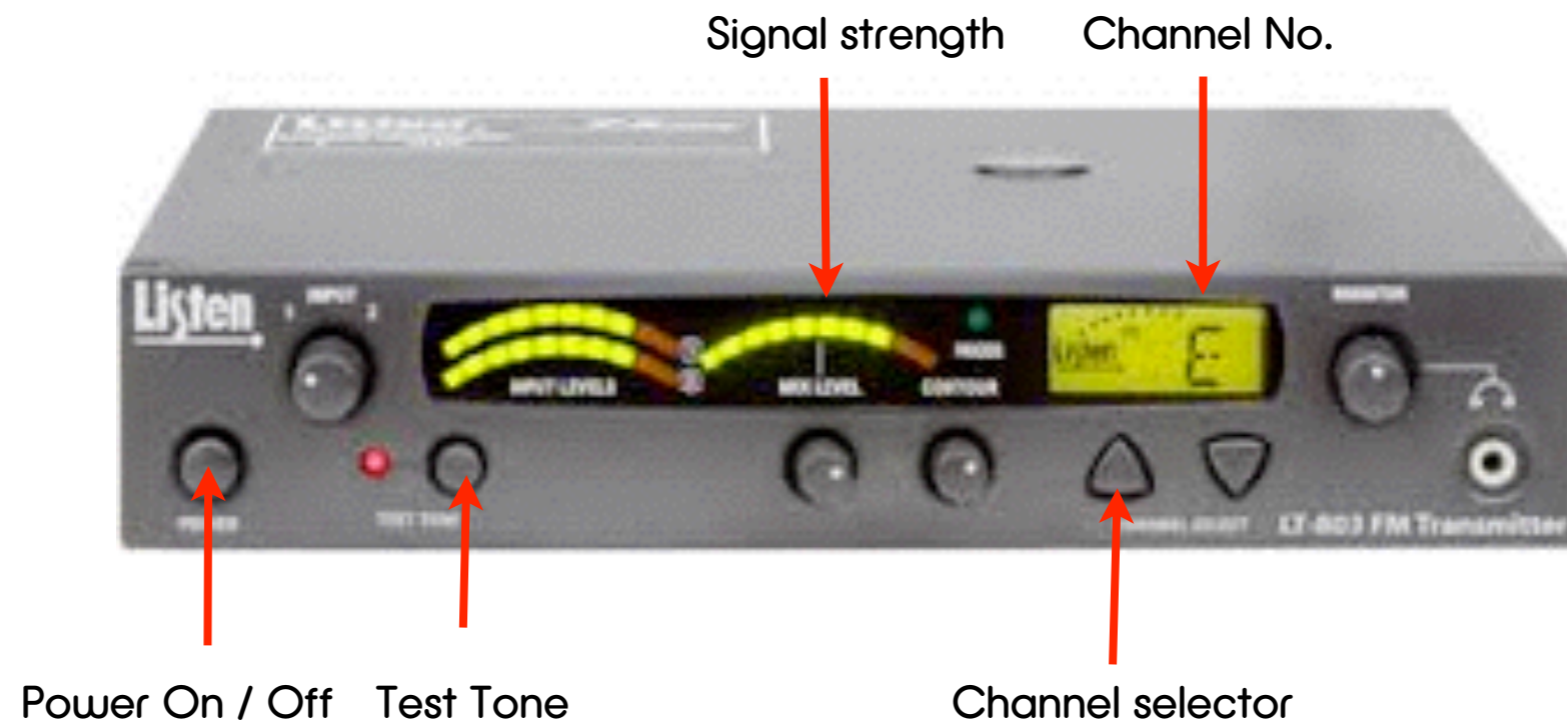


Transmitter and receivers must be set to the same channel to work.



# Rack Transmitter (optional extra)

The rack transmitter allows the transmission of a single channel line level source straight from an audio desk or from another device like an iPod, DVD player or interpretation system. The rack transmitters output is greater than the body pack transmitter and allows combining of 2 sources



Transmitter and receivers must be set to the same channel to work.

# Receivers

Tray B.



Plug in the headphones

On / Off & Volume

Channel selector

Seek (tuning)



Signal strength

Channel No.

Battery condition.

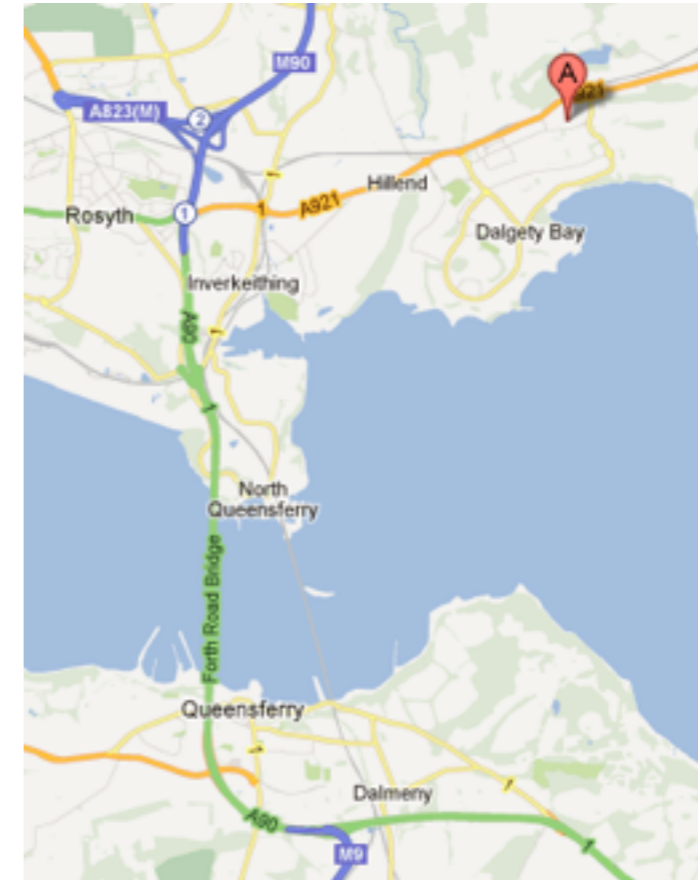
The best way to check for interference is to use the "SEEK" button on the receiver. Be sure all Listen transmitters have been turned off if there is interference, the receiver will find these channels. If the receiver finds a frequency in use, do not use this channel.



## Contact Details

AV Department Limited  
Unit 83 East Way,  
Hillend Industrial Park,  
Dalgety Bay,  
Fife. KY11 9JF

Tel. 01383 825709  
Mob. 07905 437662  
E. [info@avdept.co.uk](mailto:info@avdept.co.uk)  
[www.avdept.co.uk](http://www.avdept.co.uk)



AV Department Ltd  
[www.avdept.co.uk](http://www.avdept.co.uk)  
01383 825709

